




**Surfaces Habitables**

Pièces	Surfaces m²
Séjour/Cuis. SdE	18.91 5.25
<b>Total :</b>	<b>24.16</b>

**LEGENDE**

PL = PLACARD	F = FENETRE
GTL = COMPTEUR ELECTRIQUE	PF = PORTE FENETRE
CH = CHAUDIERE	COU = COULISSANT
LV = LAVE VAISSELLE	OB = OSCILLO BATTANT
VRE = VOLET ROULANT ELECTRIQUE	FIXE = CHASSIS FIXE
AV = ALLEGE VITREE	HSP = HAUTEUR SOUS PLAFOND
AM = ALLEGE MACONNEE	 = Faux-plafond / Soffite
 = SECHE SERVETTE	 = GAINE

**Plan de Vente  
Provisoire**

**Le 23/05/2025**